



## ***Next Step***

### **2023 Year 12 completers survey**

Post-school destinations of Year 12 completers from 2022

### **Mount St Bernard College (Broadway St - Herberton)**



# Introduction

This detailed Next Step report belongs to your school and can be used for school planning. It provides information about Year 12 completers' transitions into further education, training and employment approximately six months after completing school.

The results are from the Department of Education's Next Step – Year 12 Completers survey, which attempts to contact all Year 12 completers from state, Catholic or independent schools in Queensland.

Post-school destinations are influenced by the transitioning environment, which can limit the options available to young people. Low response rates may not give an accurate summary of the cohort's destinations.

This report has not been publicly released. It is recommended that schools **do not** publicly release their detailed Next Step report as it may contain sensitive information. A one-page summary report has also been provided, which is suitable for public release.



### Find out more

Visit the *Next Step* website [www.qld.gov.au/nextstep](http://www.qld.gov.au/nextstep) for more information on the survey, view the statewide report or create a custom report using report builder, which will be updated in October 2023.

## Survey response rate



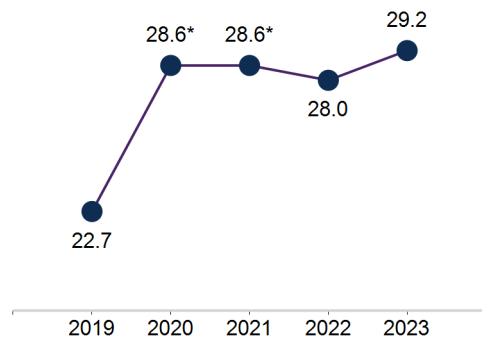
**29.2%** (7 out of 24 Year 12 completers)



Increased by 6.5 percentage points since 2019.

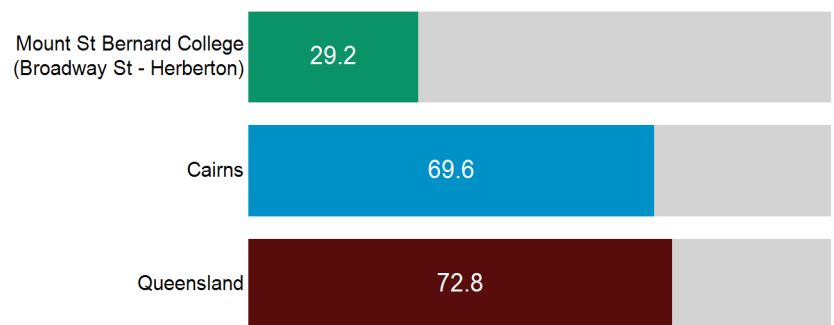
*Due to the very low response rate, care should be taken interpreting these results.*

### Response rate over time



\* less than 5 respondents. Data withheld for these years throughout the report.

### School's response rate compared with SA4 region and state

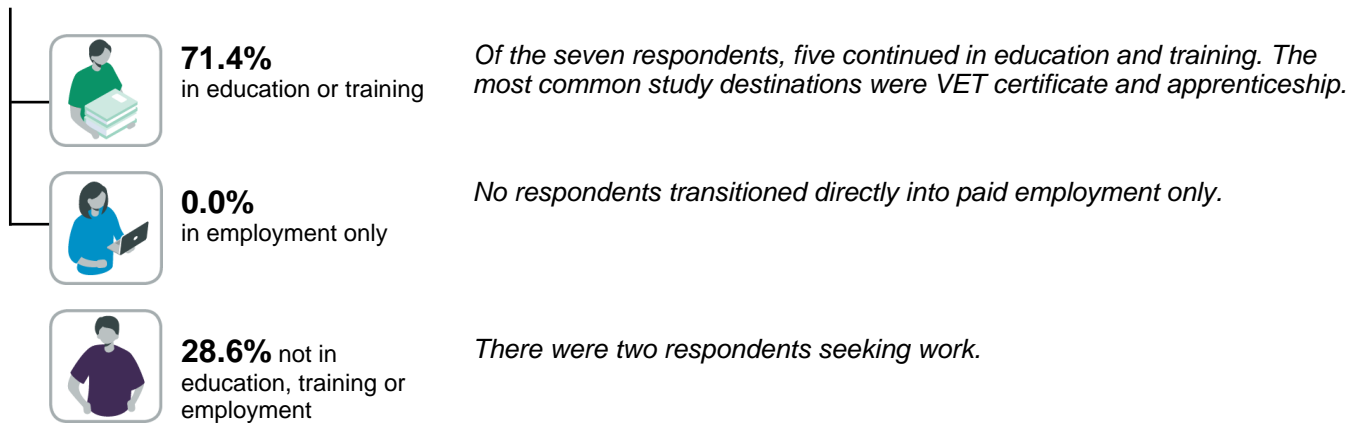


# Post-school engagement

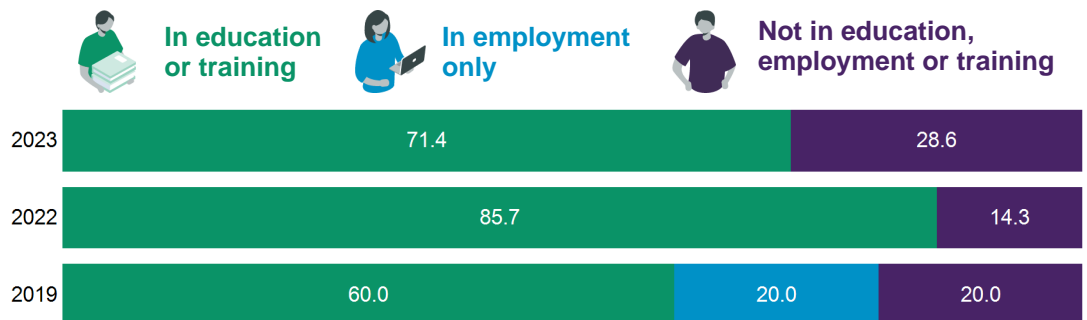
Year 12 completers from Mount St Bernard College (Broadway St - Herberton) have been categorised by their engagement in education and training, or employment. Survey respondents who are both working and studying are included in education and training. Apprentices and trainees are required to undertake a study component to their qualification so are also considered to be in education and training.

## Engagement in education, training or employment

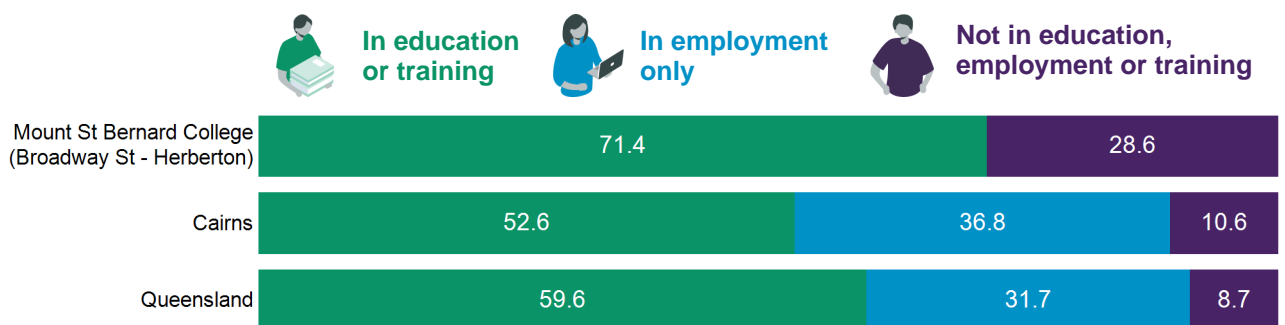
**71.4%** engaged in education, training or employment



## Engagement over time



## How does your school compare?



# Main destination

This section examines the post-school destinations of survey respondents from Mount St Bernard College (Broadway St - Herberton) in 2023.

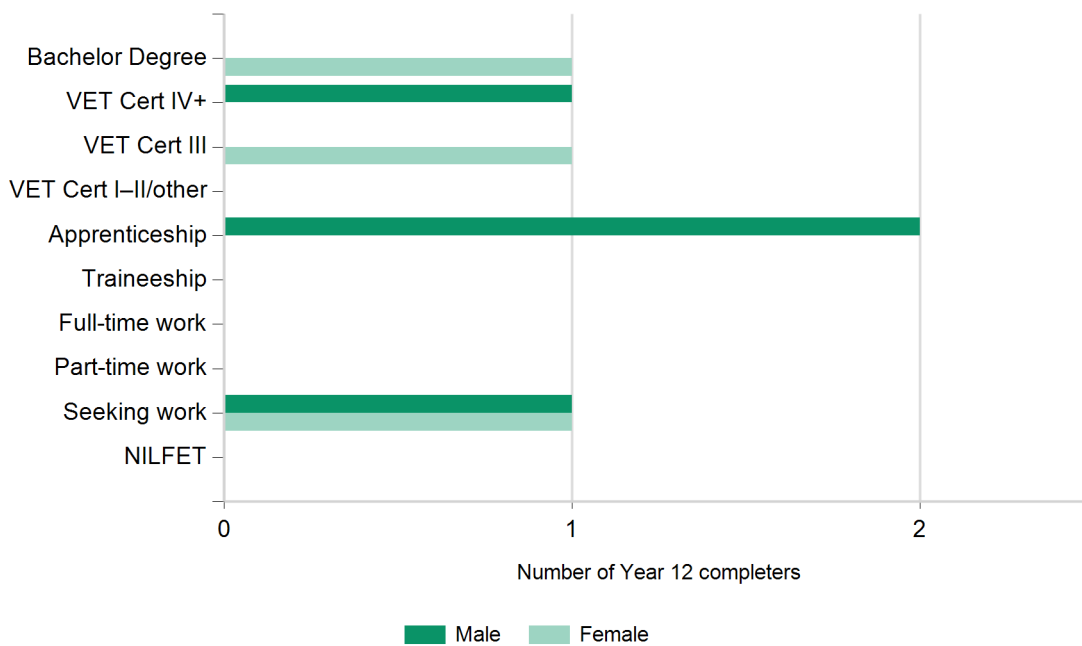
All Year 12 completers were assigned to a main destination. This categorisation system prioritises education-related destinations over other destinations. For example, Year 12 completers who were both studying and working are reported as studying for their main destination (See Appendix 2).

No respondents deferred a tertiary offer.

## Main destination by gender

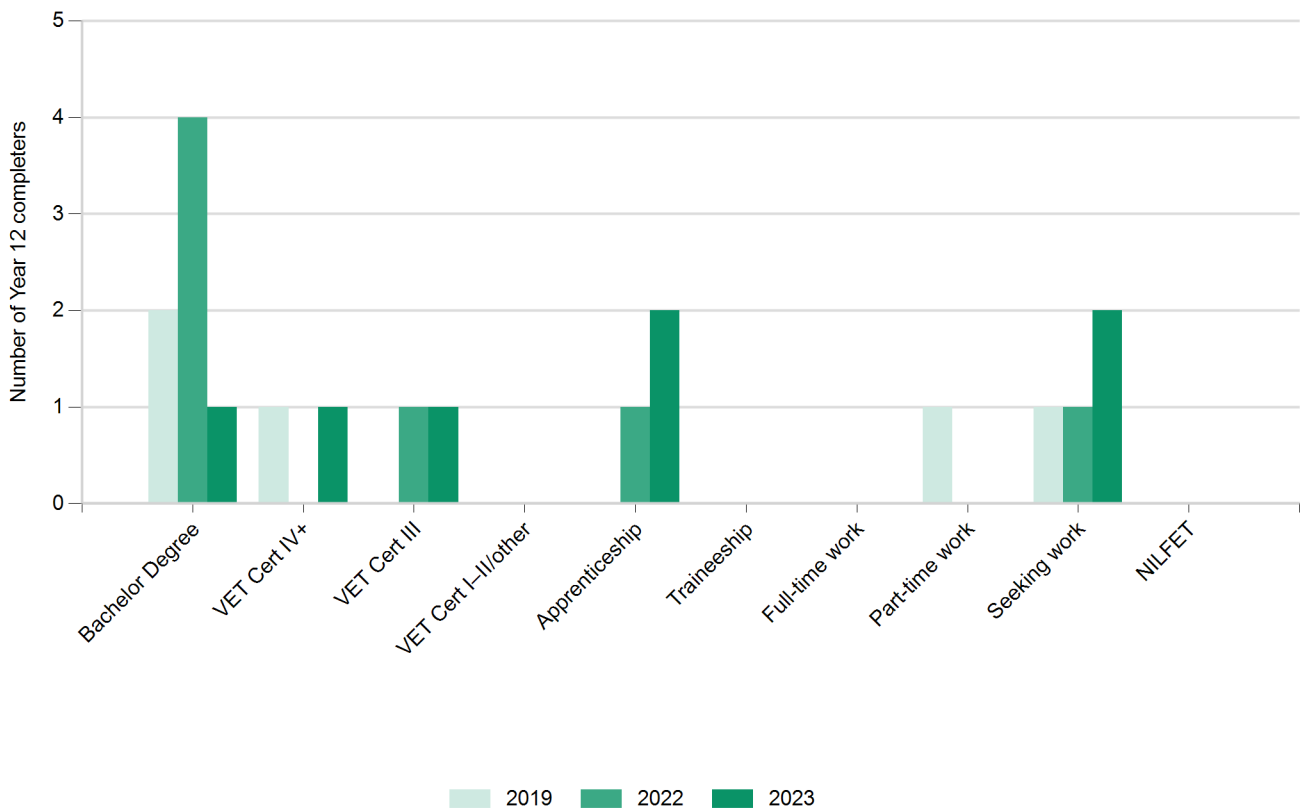
Main destination	Male	Female	Total
	number	number	number
Bachelor Degree	0	1	1
VET Certificate IV+	1	0	1
VET Certificate III	0	1	1
VET Certificate I-II/other	0	0	0
Apprenticeship	2	0	2
Traineeship	0	0	0
Full-time employment	0	0	0
Part-time employment	0	0	0
Seeking work	1	1	2
NILFET*	0	0	0
<b>Total</b>	<b>4</b>	<b>3</b>	<b>7</b>

\*NILFET: Not in the labour force, education or training.



### Main destinations over time

Main destination	2019		2020		2021		2022		2023	
	no.	%	no.	%	no.	%	no.	%	no.	%
Bachelor Degree	2	40.0	DW	DW	DW	DW	4	57.1	1	14.3
VET Certificate IV+	1	20.0	DW	DW	DW	DW	0	0.0	1	14.3
VET Certificate III	0	0.0	DW	DW	DW	DW	1	14.3	1	14.3
VET Certificate I-II/other	0	0.0	DW	DW	DW	DW	0	0.0	0	0.0
Apprenticeship	0	0.0	DW	DW	DW	DW	1	14.3	2	28.6
Traineeship	0	0.0	DW	DW	DW	DW	0	0.0	0	0.0
Full-time employment	0	0.0	DW	DW	DW	DW	0	0.0	0	0.0
Part-time employment	1	20.0	DW	DW	DW	DW	0	0.0	0	0.0
Seeking work	1	20.0	DW	DW	DW	DW	1	14.3	2	28.6
NILFET	0	0.0	DW	DW	DW	DW	0	0.0	0	0.0
<b>Total</b>	<b>5</b>	<b>100.0</b>	<b>4</b>	<b>100.0</b>	<b>4</b>	<b>100.0</b>	<b>7</b>	<b>100.0</b>	<b>7</b>	<b>100.0</b>



## Main destinations of subgroups

### Main destination for students who completed a VET qualification in school (VETiS)

There were 5 respondents who completed a VETiS.

Data withheld for this subgroup to protect the confidentiality of individuals.

### Main destination for students who participated in a school-based apprenticeship or traineeship (SAT)

There was one respondent who participated in a SAT.

Data withheld for this subgroup to protect the confidentiality of individuals.

### Main destination for students who received an Australian Tertiary Admission Rank (ATAR) or International Baccalaureate Diploma (IBD)

There were 3 respondents who received an ATAR or IBD.

Main destination	ATAR or IBD	Not ATAR or IBD	Total
	number	number	number
Bachelor Degree	1	0	1
VET Certificate IV+	1	0	1
VET Certificate III	0	1	1
VET Certificate I-II/other	0	0	0
Apprenticeship	1	1	2
Traineeship	0	0	0
Full-time employment	0	0	0
Part-time employment	0	0	0
Seeking work	0	2	2
NILFET	0	0	0
<i>Total</i>	3	4	7

### Main destination for Aboriginal and Torres Strait Islander students

There were 3 respondents who identified as an Aboriginal and Torres Strait Islander person.

Main destination	Aboriginal and Torres Strait Islander	Not Aboriginal and Torres Strait Islander	Total
	number	number	number
Bachelor Degree	0	1	1
VET Certificate IV+	0	1	1
VET Certificate III	1	0	1
VET Certificate I-II/other	0	0	0
Apprenticeship	0	2	2
Traineeship	0	0	0
Full-time employment	0	0	0
Part-time employment	0	0	0
Seeking work	2	0	2
NILFET	0	0	0
<i>Total</i>	3	4	7

## Education and training

This section examines the education and training destinations and includes Bachelor Degree, VET Certificate IV+, VET Certificate III, VET Certificate I-II/other, Apprenticeship and Traineeship main destinations.



# 71.4%

5 out of 7 Year 12 completers from Mount St Bernard College (Broadway St - Herberton) continued in education or training in 2023.

### What are they studying?

#### Study field (broad)

Study field	Total
	number
Engineering And Related Technologies	2
Mixed Field Programmes	1
Creative Arts	1
Society And Culture	1
<i>Total</i>	<b>5</b>

Field of study categories based on the *Australian Standard Classification of Education*.

#### Study field (narrow)

Study field	Total
	number
Automotive Engineering and Technology	2
General Education Programmes	1
Human Welfare Studies and Services	1
Performing Arts	1
<i>Total</i>	<b>5</b>

Field of study categories based on the *Australian Standard Classification of Education*.

## Where are they studying?

### Study institution

Institution name	Total
	number
Axial Training	1
James Cook University	1
TAFE Queensland North Queensland	1
Other private training college	1
University of Southern Queensland	1
<i>Total</i>	<b>5</b>

## How are they studying?





## Employment (total)

This section examines the labour market outcomes for Year 12 completers from Mount St Bernard College (Broadway St - Herberton).



**42.9%**

3 out of 7 Year 12 completers were in paid employment in 2023. All were combining their work with further study

### What jobs are they doing?

#### Occupation

Occupational unit group	Total
	number
Automotive Electricians	1
Metal Fitters and Machinists	1
Sales Assistants (General)	1
<i>Total</i>	<b>3</b>

Occupation category based on the *Australian and New Zealand Standard Classification of Occupations*.

### What industry are they working in?

#### Industry

Industry	Total
	number
Accommodation & Food Services	1
Construction	1
Other Services	1
<i>Total</i>	<b>3</b>

Industry categories are based on the *Australian and New Zealand Standard Industrial Classification (ANZSIC)*.

### How are they working?

**66.7%**  
working  
full-time



**100.0%**  
combining work  
with further study



**33.3%**  
employed on a  
casual basis



# Not in Education, Employment, or Training (NEET)

This section examines the reasons why Year 12 completers from Mount St Bernard College (Broadway St - Herberton) were not engaged in education, employment or training.



**28.6%**

2 out of 7 Year 12 completers were not engaged in education, employment or training at the time of the survey.

## Why are they not studying?

### Main reason for not studying

Main reason	Total
	number
Waiting for course/training to begin	1
Wanted a break from study	1
<i>Total</i>	<b>2</b>

## Have they had work since school?



**0.0%**

0 out of 2 Year 12 completers were not working or studying at the time of the survey, but had paid employment at some time since finishing school.

## Are they seeking work?



**100.0%**

2 out of 2 Year 12 completers were not working or studying at the time of the survey, but were seeking work.

### Main reason unsuccessful getting a job

Main reason	Total
	number
Only just started looking for job	2
<i>Total</i>	2

## Where to from here?

**0.0%**  
taking a  
gap year



**0.0%**  
deferred a place  
at university



**50.0%**  
waiting for work or  
study to commence



# Appendices

## Appendix 1 – Acronyms and initialisms

ATAR	Australian Tertiary Admission Rank
DW	Data withheld
IBD	International Baccalaureate Diploma
NA	Not applicable
NILFET	Not in the labour force, education or training
SAT	School-based apprenticeships and traineeships
TAFE	Technical and further education
VET	Vocational Education and Training

## Appendix 2 – Explanatory notes

### Main destination

A structured hierarchy of study and labour force destinations for Year 12 completers, who were assigned to categories as follows:

- students were assigned to the relevant higher education or VET category, even if they were also employed
- apprentices and trainees were assigned to their respective category and classified as education and training since their training involves study
- those assigned to a labour force category (employed or seeking work) were not also undertaking study
- those who were not studying and not in the labour force (not employed and not seeking work) were categorised as NILFET.

### Main destination categories

#### Education and training – higher education

Bachelor Degree*	Studying at Bachelor Degree level (including Honours), or higher.
------------------	-------------------------------------------------------------------

#### Education and training – VET categories

VET Certificate IV+*	Studying at Certificate IV, Diploma, Advanced Diploma or Associate Degree level (excluding apprentices and trainees).
VET Certificate III*	Studying at Certificate III level (excluding apprentices and trainees).
VET Certificate I–II/other*	Studying at Certificate I or II level (excluding apprentices and trainees). This category also includes students in an unspecified VET course, other basic course (e.g. short course) and unknown course level.
Apprenticeship*	Employment-based apprenticeship.
Traineeship*	Employment-based traineeship.

#### Employment only

Full-time employment	Working full-time (35 hours or more per week) and not in an education or training category. This includes people with multiple part-time or casual jobs that total 35 hours or more.
Part-time employment	Working part-time or casual (fewer than 35 hours per week) and not in an education or training category.

#### Not in education, employment or training (NEET)

Seeking work	Looking for work and not in an education or training category.
NILFET	Not in education or training, not working and not seeking work.

\*Some respondents may also be in employment or seeking work.



### More information

For more information about terms and categorisations used in this report, view the research method section of the *Next Step* website [www.qld.gov.au/nextstep](http://www.qld.gov.au/nextstep)