



Next Step

2023 Year 12 completers survey

Post-school destinations of Year 12 completers from 2022

St Augustine's College (Cairns)



Introduction

This detailed Next Step report belongs to your school and can be used for school planning. It provides information about Year 12 completers' transitions into further education, training and employment approximately six months after completing school.

The results are from the Department of Education's Next Step – Year 12 Completers survey, which attempts to contact all Year 12 completers from state, Catholic or independent schools in Queensland.

Post-school destinations are influenced by the transitioning environment, which can limit the options available to young people. Low response rates may not give an accurate summary of the cohort's destinations.

This report has not been publicly released. It is recommended that schools **do not** publicly release their detailed Next Step report as it may contain sensitive information. A one-page summary report has also been provided, which is suitable for public release.



Find out more

Visit the *Next Step* website www.qld.gov.au/nextstep for more information on the survey, view the statewide report or create a custom report using report builder, which will be updated in October 2023.

Survey response rate



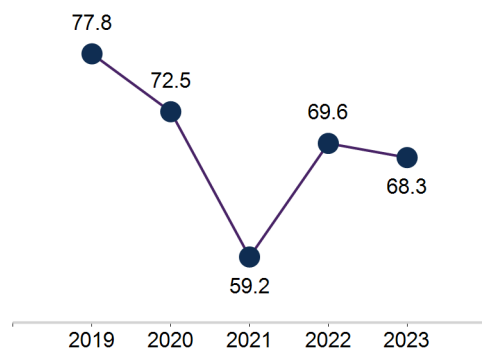
68.3% (84 out of 123 Year 12 completers)



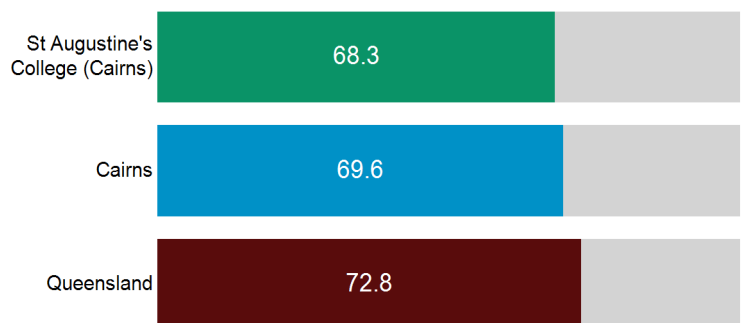
Decreased by 9.5 percentage points since 2019.

Results may not be representative of all Year 12 completers from this school.

Response rate over time



School's response rate compared with SA4 region and state

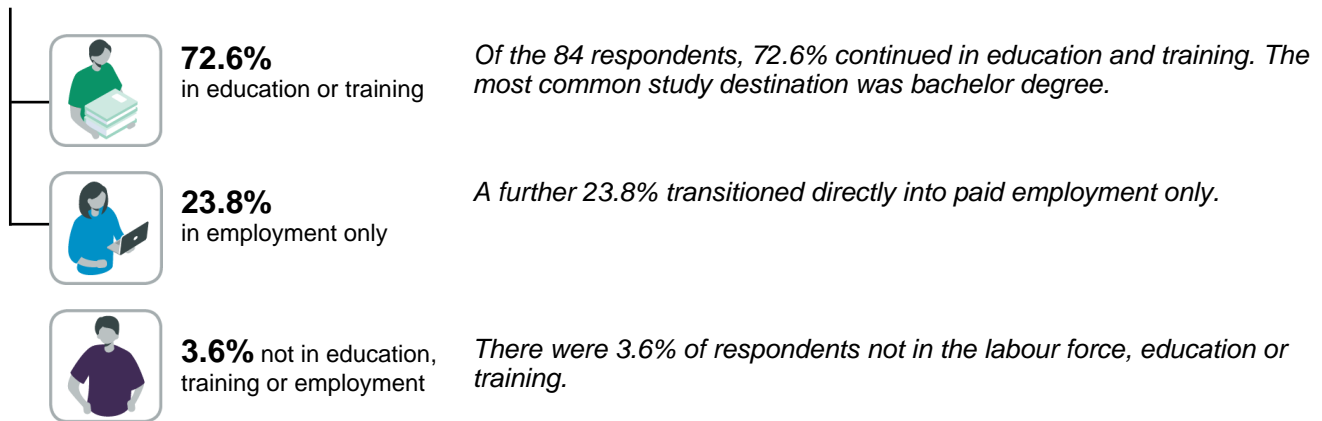


Post-school engagement

Year 12 completers from St Augustine's College (Cairns) have been categorised by their engagement in education and training, or employment. Survey respondents who are both working and studying are included in education and training. Apprentices and trainees are required to undertake a study component to their qualification so are also considered to be in education and training.

Engagement in education, training or employment

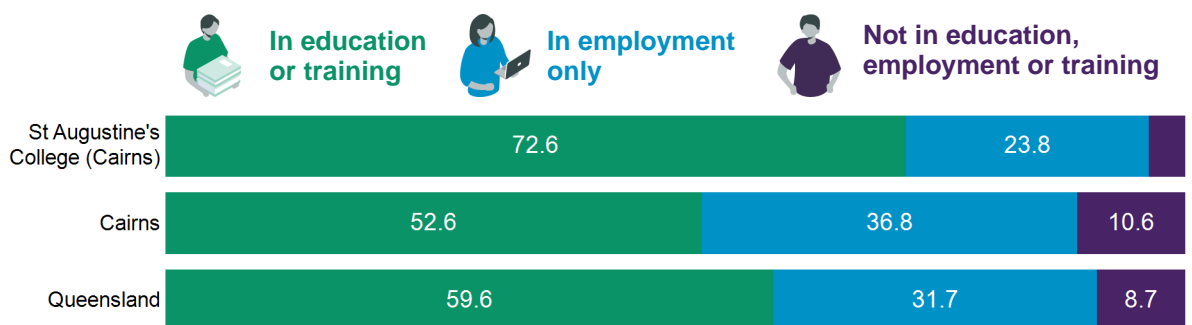
96.4% engaged in education, training or employment



Engagement over time



How does your school compare?



Main destination

This section examines the post-school destinations of survey respondents from St Augustine's College (Cairns) in 2023.

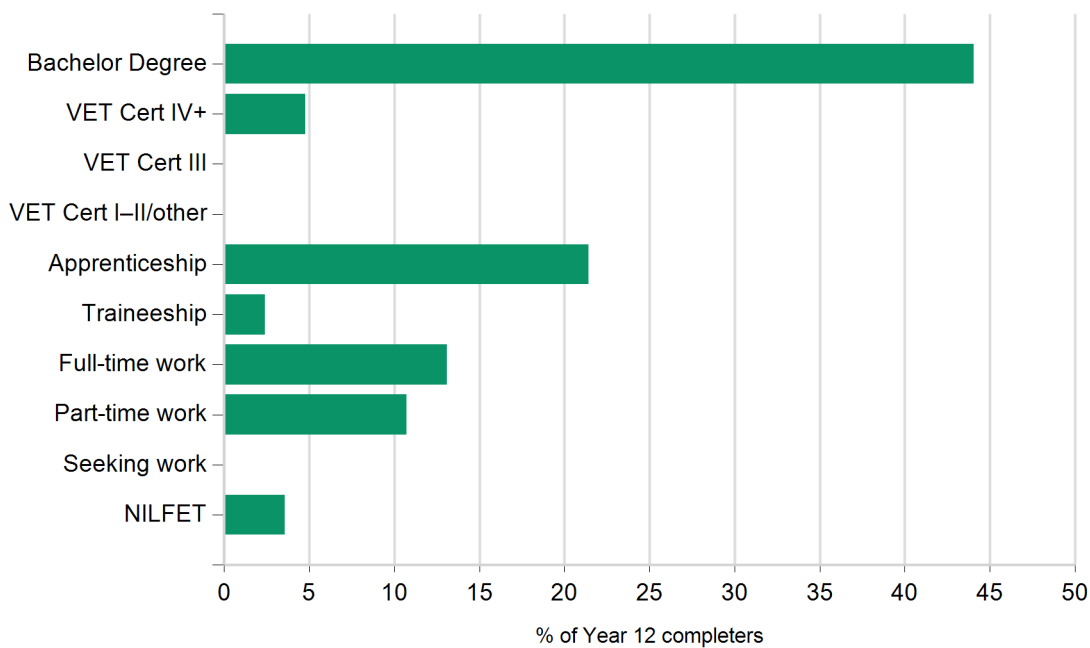
All Year 12 completers were assigned to a main destination. This categorisation system prioritises education-related destinations over other destinations. For example, Year 12 completers who were both studying and working are reported as studying for their main destination (See Appendix 2).

9.5% of respondents deferred a tertiary offer and are reported in their current post-school destination in this report.

Main destination

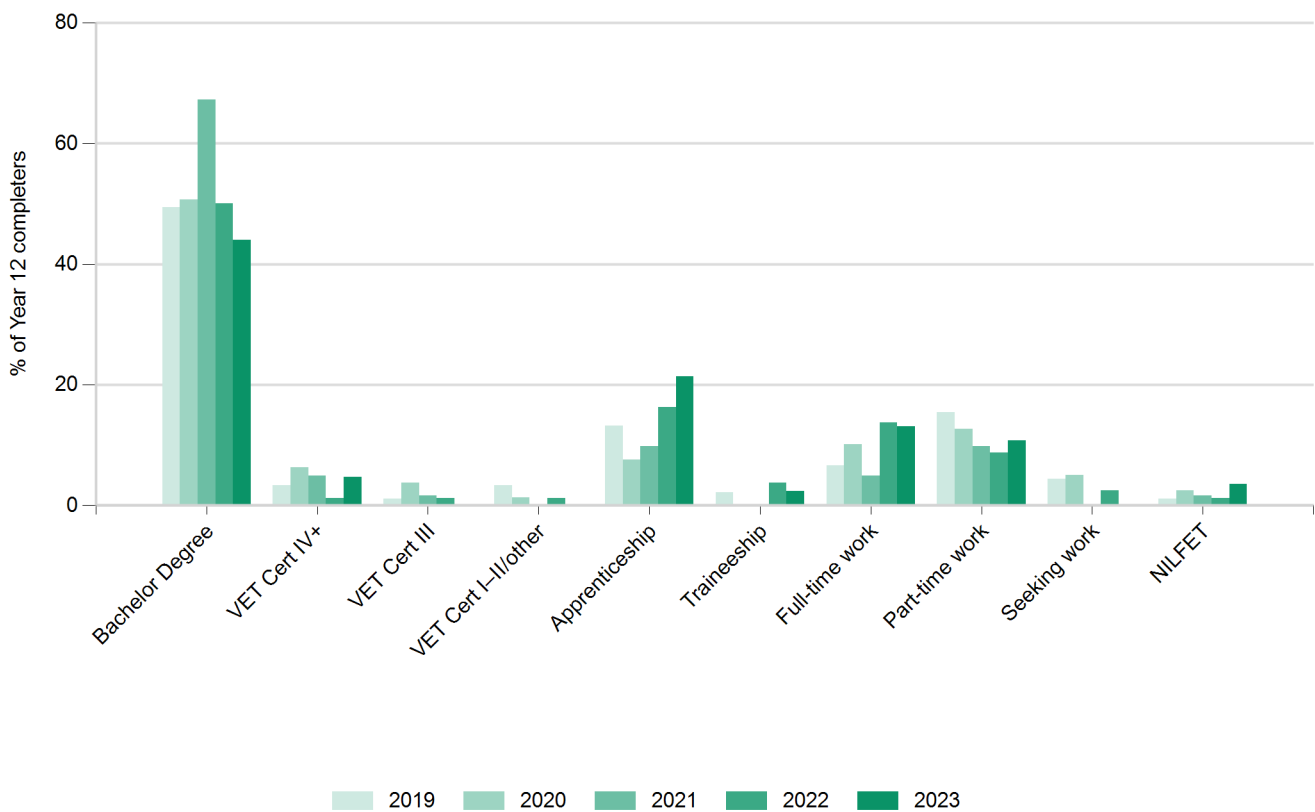
Main destination	Total	
	number	%
Bachelor Degree	37	44.0
VET Certificate IV+	4	4.8
VET Certificate III	0	0.0
VET Certificate I-II/other	0	0.0
Apprenticeship	18	21.4
Traineeship	2	2.4
Full-time employment	11	13.1
Part-time employment	9	10.7
Seeking work	0	0.0
NILFET*	3	3.6
Total	84	100.0

*NILFET: Not in the labour force, education or training.



Main destinations over time

Main destination	2019		2020		2021		2022		2023	
	no.	%	no.	%	no.	%	no.	%	no.	%
Bachelor Degree	45	49.5	40	50.6	41	67.2	40	50.0	37	44.0
VET Certificate IV+	3	3.3	5	6.3	3	4.9	1	1.3	4	4.8
VET Certificate III	1	1.1	3	3.8	1	1.6	1	1.3	0	0.0
VET Certificate I-II/other	3	3.3	1	1.3	0	0.0	1	1.3	0	0.0
Apprenticeship	12	13.2	6	7.6	6	9.8	13	16.3	18	21.4
Traineeship	2	2.2	0	0.0	0	0.0	3	3.8	2	2.4
Full-time employment	6	6.6	8	10.1	3	4.9	11	13.8	11	13.1
Part-time employment	14	15.4	10	12.7	6	9.8	7	8.8	9	10.7
Seeking work	4	4.4	4	5.1	0	0.0	2	2.5	0	0.0
NILFET	1	1.1	2	2.5	1	1.6	1	1.3	3	3.6
Total	91	100.0	79	100.0	61	100.0	80	100.0	84	100.0



Main destinations of subgroups

Main destination for students who completed a VET qualification in school (VETiS)

There were 40 respondents who completed a VETiS.

Main destination	VETiS		non-VETiS		Total	
	number	%	number	%	number	%
Bachelor Degree	10	25.0	27	61.4	37	44.0
VET Certificate IV+	2	5.0	2	4.5	4	4.8
VET Certificate III	0	0.0	0	0.0	0	0.0
VET Certificate I-II/other	0	0.0	0	0.0	0	0.0
Apprenticeship	17	42.5	1	2.3	18	21.4
Traineeship	0	0.0	2	4.5	2	2.4
Full-time employment	7	17.5	4	9.1	11	13.1
Part-time employment	3	7.5	6	13.6	9	10.7
Seeking work	0	0.0	0	0.0	0	0.0
NILFET	1	2.5	2	4.5	3	3.6
<i>Total</i>	<i>40</i>	<i>100.0</i>	<i>44</i>	<i>100.0</i>	<i>84</i>	<i>100.0</i>

Main destination for students who participated in a school-based apprenticeship or traineeship (SAT)

There were 2 respondents who participated in a SAT.

Data withheld for this subgroup to protect the confidentiality of individuals.

Main destination for students who received an Australian Tertiary Admission Rank (ATAR) or International Baccalaureate Diploma (IBD)

There were 62 respondents who received an ATAR or IBD.

Main destination	ATAR or IBD		Not ATAR or IBD		Total	
	number	%	number	%	number	%
Bachelor Degree	36	58.1	1	4.5	37	44.0
VET Certificate IV+	2	3.2	2	9.1	4	4.8
VET Certificate III	0	0.0	0	0.0	0	0.0
VET Certificate I-II/other	0	0.0	0	0.0	0	0.0
Apprenticeship	5	8.1	13	59.1	18	21.4
Traineeship	2	3.2	0	0.0	2	2.4
Full-time employment	5	8.1	6	27.3	11	13.1
Part-time employment	9	14.5	0	0.0	9	10.7
Seeking work	0	0.0	0	0.0	0	0.0
NILFET	3	4.8	0	0.0	3	3.6
<i>Total</i>	<i>62</i>	<i>100.0</i>	<i>22</i>	<i>100.0</i>	<i>84</i>	<i>100.0</i>

Main destination for Aboriginal and Torres Strait Islander students

There were 3 respondents who identified as an Aboriginal and Torres Strait Islander person.

Main destination	Aboriginal and Torres Strait Islander	Not Aboriginal and Torres Strait Islander	Total	
	number	number	number	%
Bachelor Degree	2	35	37	44.0
VET Certificate IV+	0	4	4	4.8
VET Certificate III	0	0	0	0.0
VET Certificate I-II/other	0	0	0	0.0
Apprenticeship	1	17	18	21.4
Traineeship	0	2	2	2.4
Full-time employment	0	11	11	13.1
Part-time employment	0	9	9	10.7
Seeking work	0	0	0	0.0
NILFET	0	3	3	3.6
<i>Total</i>	<i>3</i>	<i>81</i>	<i>84</i>	<i>100.0</i>

Education and training

This section examines the education and training destinations and includes Bachelor Degree, VET Certificate IV+, VET Certificate III, VET Certificate I-II/other, Apprenticeship and Traineeship main destinations.



72.6%

61 out of 84 Year 12 completers from St Augustine's College (Cairns) continued in education or training in 2023.



8.3%

7 Year 12 completers from St Augustine's College (Cairns) were enrolled in a double degree, combining two bachelor degrees into a single course of study.

What are they studying?

Study field (broad) by level of study

Study field*	Bachelor Degree		Other		Total	
	number	%	number	%	number	%
Engineering And Related Technologies	8	21.6	14	58.3	22	36.1
Management And Commerce	8	21.6	1	4.2	9	14.8
Society And Culture	8	21.6	1	4.2	9	14.8
Health	7	18.9	0	0.0	7	11.5
Architecture And Building	0	0.0	4	16.7	4	6.6
Information Technology	3	8.1	0	0.0	3	4.9
Natural And Physical Sciences	3	8.1	0	0.0	3	4.9
Education	1	2.7	1	4.2	2	3.3
Creative Arts	1	2.7	0	0.0	1	1.6
Mixed Field Programmes	0	0.0	1	4.2	1	1.6
Other	2	5.4	2	8.3	4	6.6
Total (students)	** 37	—	24	100.0	** 61	—

Field of study categories based on the *Australian Standard Classification of Education*.

Bachelor Degree includes Bachelor Degree, Bachelor (Honours) Degree, Master Degree and Doctoral Degree, in addition to apprentices and trainees who said they were studying at one of these levels of study.

Other includes Associate Degree, Advanced Diploma, Diploma, VET Certificate levels I - IV and unknown level of study.

*Both Fields of study have been included for 4 students enrolled in a double degree in more than one broad field.

**Total number of students is less than combined total of all study fields.

Study field (narrow) by level of study

Study field*	Bachelor Degree		Other		Total	
	number	%	number	%	number	%
Other Engineering and Related Technologies	5	13.5	4	16.7	9	14.8
Business and Management	6	16.2	0	0.0	6	9.8
Building	0	0.0	4	16.7	4	6.6
Manufacturing Engineering and Technology	1	2.7	3	12.5	4	6.6
Political Science and Policy Studies	4	10.8	0	0.0	4	6.6
Computer Science	3	8.1	0	0.0	3	4.9
Electrical and Electronic Engineering and Technology	0	0.0	3	12.5	3	4.9
Medical Studies	3	8.1	0	0.0	3	4.9
Accounting	2	5.4	0	0.0	2	3.3
Automotive Engineering and Technology	0	0.0	2	8.3	2	3.3
Law	2	5.4	0	0.0	2	3.3
Mechanical and Industrial Engineering and Technology	0	0.0	2	8.3	2	3.3
Other Natural and Physical Sciences	2	5.4	0	0.0	2	3.3
Aerospace Engineering and Technology	1	2.7	0	0.0	1	1.6
Behavioural Science	1	2.7	0	0.0	1	1.6
Communication and Media Studies	1	2.7	0	0.0	1	1.6
Economics and Econometrics	1	2.7	0	0.0	1	1.6
General Education Programmes	0	0.0	1	4.2	1	1.6
Other Education	0	0.0	1	4.2	1	1.6
Other Health	1	2.7	0	0.0	1	1.6
Other Society and Culture	1	2.7	0	0.0	1	1.6
Pharmacy	1	2.7	0	0.0	1	1.6
Physics and Astronomy	1	2.7	0	0.0	1	1.6
Process and Resources Engineering	1	2.7	0	0.0	1	1.6
Radiography	1	2.7	0	0.0	1	1.6
Rehabilitation Therapies	1	2.7	0	0.0	1	1.6
Sales and Marketing	0	0.0	1	4.2	1	1.6
Sport and Recreation	0	0.0	1	4.2	1	1.6
Teacher Education	1	2.7	0	0.0	1	1.6
Other	2	5.4	2	8.3	4	6.6
Total (students)	** 37	—	24	100.0	** 61	—

Field of study categories based on the *Australian Standard Classification of Education*.

Bachelor Degree includes Bachelor Degree, Bachelor (Honours) Degree, Master Degree and Doctoral Degree, in addition to apprentices and trainees who said they were studying at one of these levels of study.

Other includes Associate Degree, Advanced Diploma, Diploma, VET Certificate levels I - IV and unknown level of study.

*Both fields of study have been included for 5 students enrolled in a double degree in more than one narrow field.

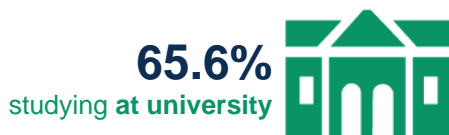
**Total number of students is less than combined total of all study fields.

Where are they studying?

Study institution

Institution name	Total	
	number	%
The University of Queensland	13	21.3
James Cook University	9	14.8
TAFE Queensland Far North Queensland	9	14.8
Griffith University	6	9.8
Queensland University of Technology	5	8.2
Central Queensland University	3	4.9
Interstate university	3	4.9
Other institution	3	4.9
Other private training college	3	4.9
TAFE Queensland North Queensland	2	3.3
MEGT	1	1.6
Other/Unspecified Queensland TAFE	1	1.6
Secondary School	1	1.6
TAFE Queensland Greater Brisbane	1	1.6
University of Southern Queensland	1	1.6
<i>Total</i>	<i>61</i>	<i>100.0</i>

How are they studying?



Employment (total)

This section examines the labour market outcomes for Year 12 completers from St Augustine's College (Cairns).



66.7%

56 out of 84 Year 12 completers were in paid employment in 2023. This figure includes 20 who were only working and 36 who were both working and studying.

What jobs are they doing?

Occupation

Occupational unit group	Total	
	number	%
Electricians	6	10.7
Checkout Operators and Office Cashiers	4	7.1
Cabinet and Furniture Makers	3	5.4
Aged and Disabled Carers	2	3.6
Carpenters and Joiners	2	3.6
Defence Force Members - Other Ranks	2	3.6
Delivery Drivers	2	3.6
Metal Fitters and Machinists	2	3.6
Other Hospitality Workers	2	3.6
Other Miscellaneous Labourers	2	3.6
Private Tutors and Teachers	2	3.6
Sales Assistants (General)	2	3.6
Waiters	2	3.6
Building and Plumbing Labourers	1	1.8
Car Detailers	1	1.8
Drillers, Miners and Shot Firers	1	1.8
Education Aides	1	1.8
Electrical Engineering Draftspersons and Technicians	1	1.8
Fast Food Cooks	1	1.8
Freight and Furniture Handlers	1	1.8
Gardeners (General)	1	1.8
General Clerks	1	1.8
Livestock Farm Workers	1	1.8
Motor Mechanics	1	1.8
Motor Vehicle and Vehicle Parts Salespersons	1	1.8
Motor Vehicle Parts and Accessories Fitters	1	1.8
Other Mobile Plant Operators	1	1.8
Other	9	16.1
Total	56	100.0

Occupation category based on the *Australian and New Zealand Standard Classification of Occupations*.


What industry are they working in?

Industry

Industry	Total	
	number	%
Construction	12	21.4
Retail Trade	11	19.6
Accommodation & Food Services	6	10.7
Manufacturing	5	8.9
Education & Training	4	7.1
Arts & Recreation Services	3	5.4
Health Care & Social Assistance	3	5.4
Public Administration & Safety	3	5.4
Mining	2	3.6
Other Services	2	3.6
Agriculture, Forestry & Fishing	1	1.8
Electricity, Gas, Water and Waste Services	1	1.8
Financial & Insurance Services	1	1.8
Professional, Scientific & Technical Services	1	1.8
Transport, Postal & Warehousing	1	1.8
Total	56	100.0

Industry categories are based on the *Australian and New Zealand Standard Industrial Classification (ANZSIC)*.

How are they working?



Not in Education, Employment, or Training (NEET)

This section examines the reasons why Year 12 completers from St Augustine's College (Cairns) were not engaged in education, employment or training.



3.6%

3 out of 84 Year 12 completers were not engaged in education, employment or training at the time of the survey.

Why are they not studying?

Main reason for not studying

Main reason	Total
	number
Wanted a break from study	2
Don't meet the entry criteria for the program I want to do	1
<i>Total</i>	3

Have they had work since school?



66.7%

2 out of 3 Year 12 completers were not working or studying at the time of the survey, but had paid employment at some time since finishing school.

Main reason for stopping previous job

Main reason	Total
	number
Not satisfied with the job	1
Travel/overseas	1
<i>Total</i>	2

Why are they not seeking work?



100.0%

3 out of 3 Year 12 completers were not working or studying at the time of the survey and were not seeking work, also known as NILFET.

Main reason not looking for a job

Main reason	Total
	number
Accepted a job that will start at a later date	1
Future study commitments	1
Travel	1
<i>Total</i>	3

Where to from here?



Appendices

Appendix 1 – Acronyms and initialisms

ATAR	Australian Tertiary Admission Rank
DW	Data withheld
IBD	International Baccalaureate Diploma
NA	Not applicable
NILFET	Not in the labour force, education or training
SAT	School-based apprenticeships and traineeships
TAFE	Technical and further education
VET	Vocational Education and Training

Appendix 2 – Explanatory notes

Main destination

A structured hierarchy of study and labour force destinations for Year 12 completers, who were assigned to categories as follows:

- students were assigned to the relevant higher education or VET category, even if they were also employed
- apprentices and trainees were assigned to their respective category and classified as education and training since their training involves study
- those assigned to a labour force category (employed or seeking work) were not also undertaking study
- those who were not studying and not in the labour force (not employed and not seeking work) were categorised as NILFET.

Main destination categories

Education and training – higher education

Bachelor Degree*	Studying at Bachelor Degree level (including Honours), or higher.
------------------	---

Education and training – VET categories

VET Certificate IV+*	Studying at Certificate IV, Diploma, Advanced Diploma or Associate Degree level (excluding apprentices and trainees).
VET Certificate III*	Studying at Certificate III level (excluding apprentices and trainees).
VET Certificate I–II/other*	Studying at Certificate I or II level (excluding apprentices and trainees). This category also includes students in an unspecified VET course, other basic course (e.g. short course) and unknown course level.
Apprenticeship*	Employment-based apprenticeship.
Traineeship*	Employment-based traineeship.

Employment only

Full-time employment	Working full-time (35 hours or more per week) and not in an education or training category. This includes people with multiple part-time or casual jobs that total 35 hours or more.
Part-time employment	Working part-time or casual (fewer than 35 hours per week) and not in an education or training category.

Not in education, employment or training (NEET)

Seeking work	Looking for work and not in an education or training category.
NILFET	Not in education or training, not working and not seeking work.

*Some respondents may also be in employment or seeking work.



More information

For more information about terms and categorisations used in this report, view the research method section of the *Next Step* website www.qld.gov.au/nextstep