

Next Step Year 12 Completers

Next Step

2025 Year 12 completers survey

Post-school destinations of Year 12 completers from 2024

Good Counsel College (Innisfail)

Introduction

This detailed Next Step report belongs to your school and can be used for school planning. It provides information about Year 12 completers' transitions into further education, training and employment approximately six months after completing school.

The results are from the Department of Education's Next Step – Year 12 Completers survey, which attempts to contact all Year 12 completers from state, Catholic or independent schools in Queensland.

Post-school destinations are influenced by the transitioning environment, which can limit the options available to young people. Low response rates may not give an accurate summary of the cohort's destinations.

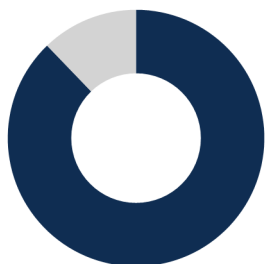
This report has not been publicly released. It is recommended that schools **do not** publicly release their detailed Next Step report as it may contain sensitive information. A one-page summary report has also been provided, which is suitable for public release.



Find out more

Visit the *Next Step* website www.qld.gov.au/nextstep for more information on the survey, view the statewide report or create a custom report using report builder, which will be updated in October 2025.

Survey response rate



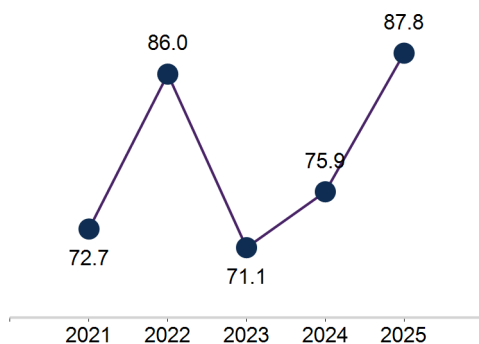
87.8% (36 out of 41 Year 12 completers)



Increased by 15.1 percentage points since 2021.

Results may not be representative of all Year 12 completers from this school.

Response rate over time



School's response rate compared with SA4 region and state

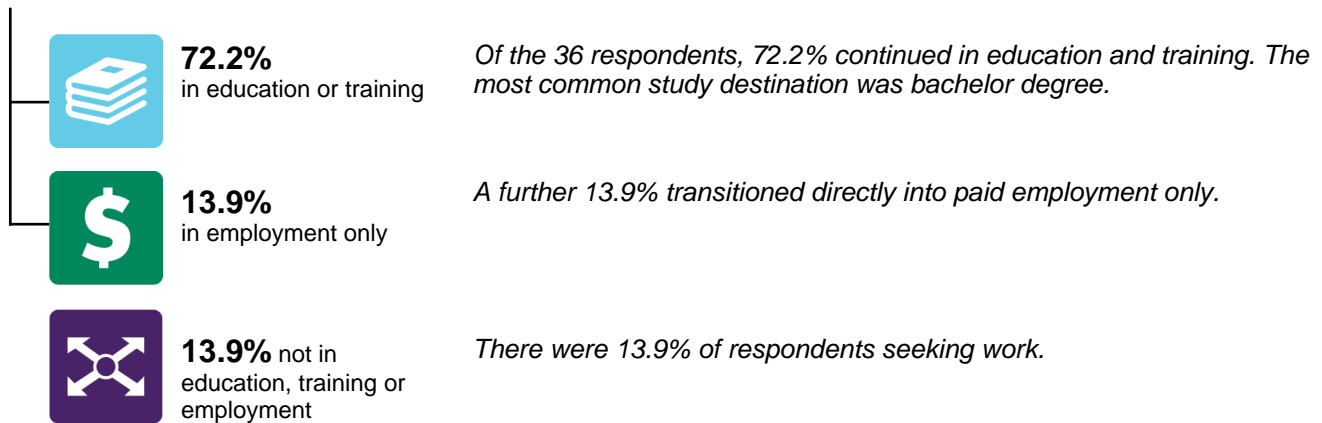


Post-school engagement

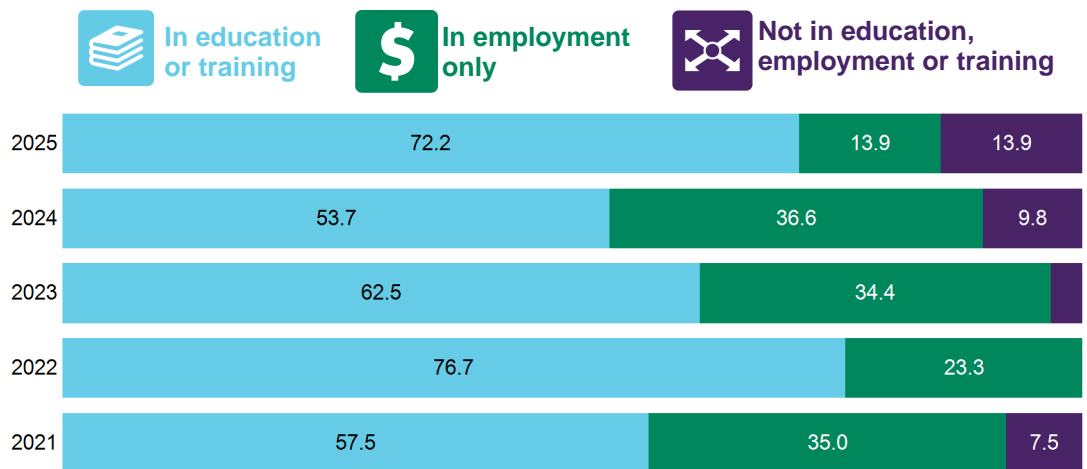
Year 12 completers from Good Counsel College (Innisfail) have been categorised by their engagement in education and training, or employment. Survey respondents who are both working and studying are included in education and training. Apprentices and trainees are required to undertake a study component to their qualification so are also considered to be in education and training.

Engagement in education, training or employment


86.1% engaged in education, training or employment



Engagement over time



How does your school compare?



Main destination

This section examines the post-school destinations of survey respondents from Good Counsel College (Innisfail) in 2025.

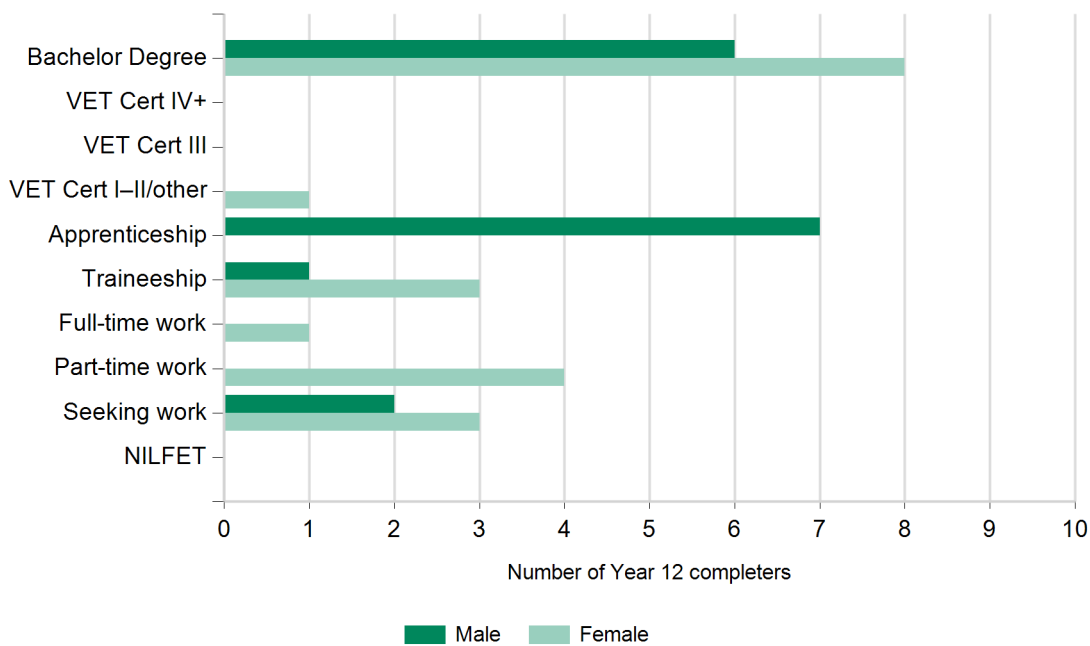
All Year 12 completers were assigned to a main destination. This categorisation system prioritises education-related destinations over other destinations. For example, Year 12 completers who were both studying and working are reported as studying for their main destination (see Appendix 2).

No respondents deferred a tertiary offer.

Main destination by gender

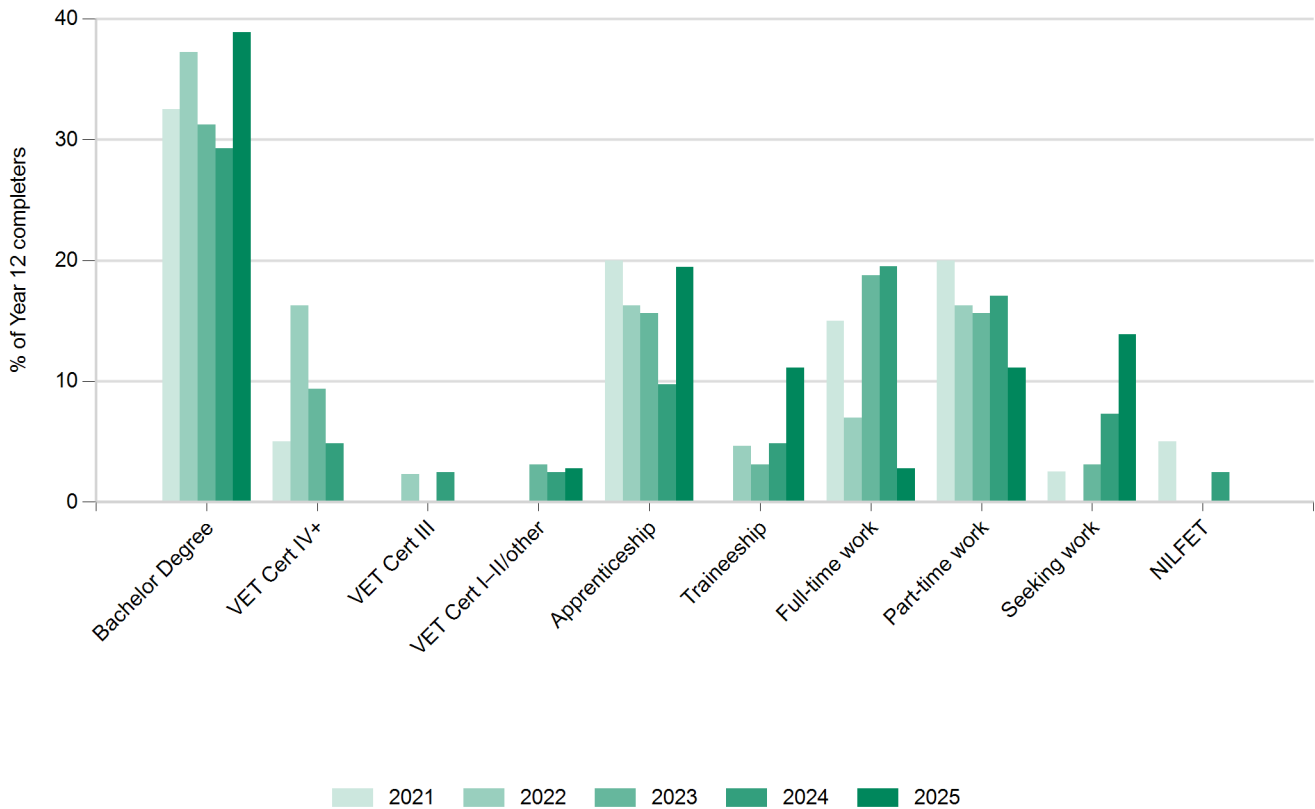
Main destination	Male	Female	Total	
	number	number	number	%
Bachelor Degree	6	8	14	38.9
VET Certificate IV+	0	0	0	0.0
VET Certificate III	0	0	0	0.0
VET Certificate I-II/other	0	1	1	2.8
Apprenticeship	7	0	7	19.4
Traineeship	1	3	4	11.1
Full-time employment	0	1	1	2.8
Part-time employment	0	4	4	11.1
Seeking work	2	3	5	13.9
NILFET*	0	0	0	0.0
Total	16	20	36	100.0

*NILFET: Not in the labour force, education or training.



Main destinations over time

Main destination	2021		2022		2023		2024		2025	
	no.	%	no.	%	no.	%	no.	%	no.	%
Bachelor Degree	13	32.5	16	37.2	10	31.3	12	29.3	14	38.9
VET Certificate IV+	2	5.0	7	16.3	3	9.4	2	4.9	0	0.0
VET Certificate III	0	0.0	1	2.3	0	0.0	1	2.4	0	0.0
VET Certificate I-II/other	0	0.0	0	0.0	1	3.1	1	2.4	1	2.8
Apprenticeship	8	20.0	7	16.3	5	15.6	4	9.8	7	19.4
Traineeship	0	0.0	2	4.7	1	3.1	2	4.9	4	11.1
Full-time employment	6	15.0	3	7.0	6	18.8	8	19.5	1	2.8
Part-time employment	8	20.0	7	16.3	5	15.6	7	17.1	4	11.1
Seeking work	1	2.5	0	0.0	1	3.1	3	7.3	5	13.9
NILFET	2	5.0	0	0.0	0	0.0	1	2.4	0	0.0
Total	40	100.0	43	100.0	32	100.0	41	100.0	36	100.0



Main destinations of subgroups

Main destination for students who completed a VET qualification in school (VETiS)

There were 29 respondents who completed a VETiS.

Main destination	VETiS	non-VETiS	Total	
	number	number	number	%
Bachelor Degree	8	6	14	38.9
VET Certificate IV+	0	0	0	0.0
VET Certificate III	0	0	0	0.0
VET Certificate I-II/other	0	1	1	2.8
Apprenticeship	7	0	7	19.4
Traineeship	4	0	4	11.1
Full-time employment	1	0	1	2.8
Part-time employment	4	0	4	11.1
Seeking work	5	0	5	13.9
NILFET	0	0	0	0.0
<i>Total</i>	29	7	36	100.0

Main destination for students who participated in a school-based apprenticeship or traineeship (SAT)

There were 3 respondents who participated in a SAT.

Main destination	SAT	non-SAT	Total	
	number	number	number	%
Bachelor Degree	1	13	14	38.9
VET Certificate IV+	0	0	0	0.0
VET Certificate III	0	0	0	0.0
VET Certificate I-II/other	0	1	1	2.8
Apprenticeship	1	6	7	19.4
Traineeship	0	4	4	11.1
Full-time employment	0	1	1	2.8
Part-time employment	0	4	4	11.1
Seeking work	1	4	5	13.9
NILFET	0	0	0	0.0
<i>Total</i>	3	33	36	100.0

Main destination for students who received an Australian Tertiary Admission Rank (ATAR) or International Baccalaureate Diploma (IBD)

There were 16 respondents who received an ATAR or IBD.

Main destination	ATAR or IBD	Not ATAR or IBD	Total	
	number	number	number	%
Bachelor Degree	12	2	14	38.9
VET Certificate IV+	0	0	0	0.0
VET Certificate III	0	0	0	0.0
VET Certificate I-II/other	1	0	1	2.8
Apprenticeship	2	5	7	19.4
Traineeship	0	4	4	11.1
Full-time employment	1	0	1	2.8
Part-time employment	0	4	4	11.1
Seeking work	0	5	5	13.9
NILFET	0	0	0	0.0
Total	16	20	36	100.0

Main destination for Aboriginal and Torres Strait Islander students

There were 3 respondents who identified as Aboriginal and Torres Strait Islander peoples.

Main destination	Aboriginal and Torres Strait Islander	Neither Aboriginal nor Torres Strait Islander	Total	
	number	number	number	%
Bachelor Degree	1	13	14	38.9
VET Certificate IV+	0	0	0	0.0
VET Certificate III	0	0	0	0.0
VET Certificate I-II/other	0	1	1	2.8
Apprenticeship	0	7	7	19.4
Traineeship	0	4	4	11.1
Full-time employment	0	1	1	2.8
Part-time employment	0	4	4	11.1
Seeking work	2	3	5	13.9
NILFET	0	0	0	0.0
Total	3	33	36	100.0

Education and training

This section examines the education and training destinations and includes Bachelor Degree, VET Certificate IV+, VET Certificate III, VET Certificate I-II/other, Apprenticeship and Traineeship main destinations.



72.2%

26 out of 36 Year 12 completers from Good Counsel College (Innisfail) continued in education or training in 2025.



8.3%

3 Year 12 completers from Good Counsel College (Innisfail) were enrolled in a double degree, combining two bachelor degrees into a single course of study.

What are they studying?

Study field (broad) by gender

Study field*	Male	Female	Total	
	number	number	number	%
Engineering And Related Technologies	6	0	6	23.1
Education	2	3	5	19.2
Health	0	4	4	15.4
Agriculture, Environmental And Related Studies	1	2	3	11.5
Information Technology	2	0	2	7.7
Architecture And Building	1	0	1	3.8
Management And Commerce	1	0	1	3.8
Society And Culture	1	0	1	3.8
Mixed Field Programmes	0	1	1	3.8
Natural And Physical Sciences	0	1	1	3.8
Other	1	1	2	7.7
Total (students)	** 14	12	** 26	—

Field of study categories based on the *Australian Standard Classification of Education*.

*Both fields of study have been included for 1 student enrolled in a double degree in more than one broad field.

**Total number of students is less than combined total of all study fields.

Study field (broad) by level of study

Study field*	Bachelor Degree	Other	Total	
	number	number	number	%
Engineering And Related Technologies	1	5	6	23.1
Education	4	1	5	19.2
Health	4	0	4	15.4
Agriculture, Environmental And Related Studies	1	2	3	11.5
Information Technology	2	0	2	7.7
Architecture And Building	0	1	1	3.8
Management And Commerce	1	0	1	3.8
Society And Culture	1	0	1	3.8
Mixed Field Programmes	0	1	1	3.8
Natural And Physical Sciences	1	0	1	3.8
Other	0	2	2	7.7
Total (students)	** 14	12	** 26	—

Field of study categories based on the *Australian Standard Classification of Education*.

Bachelor Degree includes Bachelor Degree, Bachelor (Honours) Degree, Master Degree and Doctoral Degree, in addition to apprentices and trainees who said they were studying at one of these levels of study.

Other includes Associate Degree, Advanced Diploma, Diploma, VET Certificate levels I - IV and unknown level of study.

*Both Fields of study have been included for 1 student enrolled in a double degree in more than one broad field.

**Total number of students is less than combined total of all study fields.

Study field (narrow) by gender

Study field*	Male	Female	Total	
	number	number	number	%
Teacher Education	2	3	5	19.2
Electrical and Electronic Engineering and Technology	3	0	3	11.5
Environmental Studies	1	2	3	11.5
Computer Science	2	0	2	7.7
Nursing	0	2	2	7.7
Accounting	1	0	1	3.8
Aerospace Engineering and Technology	1	0	1	3.8
Behavioural Science	1	0	1	3.8
Building	1	0	1	3.8
Mechanical and Industrial Engineering and Technology	1	0	1	3.8
Other Engineering and Related Technologies	1	0	1	3.8
Other Information Technology	1	0	1	3.8
General Education Programmes	0	1	1	3.8
Other Health	0	1	1	3.8
Physics and Astronomy	0	1	1	3.8
Rehabilitation Therapies	0	1	1	3.8
Other	1	1	2	7.7
Total (students)	** 14	12	** 26	—

Field of study categories based on the *Australian Standard Classification of Education*.

*Both fields of study have been included for 2 students enrolled in a double degree in more than one narrow field.

**Total number of students is less than combined total of all study fields.

Study field (narrow) by level of study

Study field*	Bachelor Degree	Other	Total	
	number	number	number	%
Teacher Education	4	1	5	19.2
Electrical and Electronic Engineering and Technology	1	2	3	11.5
Environmental Studies	1	2	3	11.5
Computer Science	2	0	2	7.7
Nursing	2	0	2	7.7
Accounting	1	0	1	3.8
Aerospace Engineering and Technology	0	1	1	3.8
Behavioural Science	1	0	1	3.8
Building	0	1	1	3.8
Mechanical and Industrial Engineering and Technology	0	1	1	3.8
Other Engineering and Related Technologies	0	1	1	3.8
Other Information Technology	1	0	1	3.8
General Education Programmes	0	1	1	3.8
Other Health	1	0	1	3.8
Physics and Astronomy	1	0	1	3.8
Rehabilitation Therapies	1	0	1	3.8
Other	0	2	2	7.7
Total (students)	** 14	12	** 26	—

Field of study categories based on the *Australian Standard Classification of Education*.

Bachelor Degree includes Bachelor Degree, Bachelor (Honours) Degree, Master Degree and Doctoral Degree, in addition to apprentices and trainees who said they were studying at one of these levels of study.

Other includes Associate Degree, Advanced Diploma, Diploma, VET Certificate levels I - IV and unknown level of study.

*Both fields of study have been included for 2 students enrolled in a double degree in more than one narrow field.


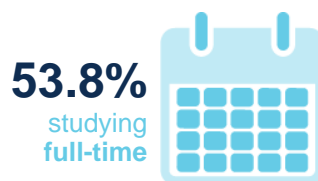
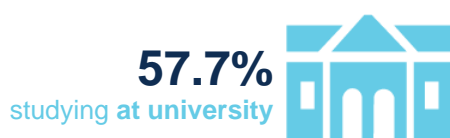
**Total number of students is less than combined total of all study fields.

Where are they studying?

Study institution by gender

Institution name	Male	Female	Total	
	number	number	number	%
Central Queensland University	2	5	7	26.9
TAFE Queensland Far North Queensland	4	1	5	19.2
James Cook University	2	3	5	19.2
Interstate university	1	1	2	7.7
Other institution	1	1	2	7.7
Axial Training	1	0	1	3.8
MEGT	1	0	1	3.8
TAFE Queensland North Queensland	1	0	1	3.8
The University of Queensland	1	0	1	3.8
TAFE Queensland SkillsTech	0	1	1	3.8
Total	14	12	26	100.0

How are they studying?



Employment (total)

This section examines the labour market outcomes for Year 12 completers from Good Counsel College (Innisfail).



72.2%

26 out of 36 Year 12 completers were in paid employment in 2025. This figure includes 5 who were only working and 21 who were both working and studying.

What jobs are they doing?

Occupation by gender

Occupational unit group	Male	Female	Total	
	number	number	number	%
Sales Assistants (General)	3	4	7	26.9
Kitchenhands	1	3	4	15.4
Metal Fitters and Machinists	2	0	2	7.7
Environmental Scientists	1	1	2	7.7
Airconditioning and Refrigeration Mechanics	1	0	1	3.8
Bar Attendants and Baristas	1	0	1	3.8
Electricians	1	0	1	3.8
Motor Mechanics	1	0	1	3.8
Plumbers	1	0	1	3.8
Early Childhood (Pre-primary School) Teachers	0	1	1	3.8
Education Aides	0	1	1	3.8
Other Clerical and Office Support Workers	0	1	1	3.8
Other Sales Support Workers	0	1	1	3.8
Pharmacists	0	1	1	3.8
Pharmacy Sales Assistants	0	1	1	3.8
Total	12	14	26	100.0

Occupation category based on the *Australian and New Zealand Standard Classification of Occupations*.


What industry are they working in?

Industry by gender

Industry	Male	Female	Total	
	number	number	number	%
Retail Trade	3	6	9	34.6
Accommodation & Food Services	2	4	6	23.1
Manufacturing	2	0	2	7.7
Other Services	2	0	2	7.7
Agriculture, Forestry & Fishing	1	1	2	7.7
Education & Training	0	2	2	7.7
Construction	1	0	1	3.8
Professional, Scientific & Technical Services	1	0	1	3.8
Health Care & Social Assistance	0	1	1	3.8
Total	12	14	26	100.0

Industry categories are based on the *Australian and New Zealand Standard Industrial Classification (ANZSIC)*.

How are they working?



Not in Education, Employment, or Training (NEET)

This section examines the reasons why Year 12 completers from Good Counsel College (Innisfail) were not engaged in education, employment or training.



13.9%

5 out of 36 Year 12 completers were not engaged in education, employment or training at the time of the survey.

Why are they not studying?

Main reason for not studying

Main reason	Total
	number
Wanted to earn own money	2
Don't feel ready for study at the moment	1
Wanted a break from study	1
Other	1
<i>Total</i>	5

Have they had work since school?



60.0%

3 out of 5 Year 12 completers were not working or studying at the time of the survey, but had paid employment at some time since finishing school.

Main reason for stopping previous job

Main reason	Total
	number
Moved to another location	2
I turned 18 - younger workers are cheaper	1
<i>Total</i>	3

Are they seeking work?



100.0%

5 out of 5 Year 12 completers were not working or studying at the time of the survey, but were seeking work.

Main reason unsuccessful getting a job

Main reason	Total
	number
Not enough or appropriate skills or training	2
Transport difficulties	1
I turned 18 - younger workers are cheaper	1
Other	1
<i>Total</i>	5

Where to from here?

20.0%
taking a
gap year



0.0%
deferred a place
at university



0.0%
waiting for work or
study to commence



Appendices

Appendix 1 – Acronyms and initialisms

ATAR	Australian Tertiary Admission Rank
DW	Data withheld
IBD	International Baccalaureate Diploma
NA	Not applicable
NILFET	Not in the labour force, education or training
SAT	School-based apprenticeships and traineeships
TAFE	Technical and further education
VET	Vocational Education and Training

Appendix 2 – Explanatory notes

Main destination

A structured hierarchy of study and labour force destinations for Year 12 completers, who were assigned to categories as follows:

- students were assigned to the relevant higher education or VET category, even if they were also employed
- apprentices and trainees were assigned to their respective category and classified as education and training since their training involves study
- those assigned to a labour force category (employed or seeking work) were not also undertaking study
- those who were not studying and not in the labour force (not employed and not seeking work) were categorised as NILFET.

Main destination categories

Education and training – higher education

Bachelor Degree*	Studying at Bachelor Degree level (including Honours), or higher.
------------------	---

Education and training – VET categories

VET Certificate IV+*	Studying at Certificate IV, Diploma, Advanced Diploma or Associate Degree level (excluding apprentices and trainees).
VET Certificate III*	Studying at Certificate III level (excluding apprentices and trainees).
VET Certificate I–II/other*	Studying at Certificate I or II level (excluding apprentices and trainees). This category also includes students in an unspecified VET course, other basic course (e.g. short course) and unknown course level.
Apprenticeship*	Employment-based apprenticeship.
Traineeship*	Employment-based traineeship.

Employment only

Full-time employment	Working full-time (35 hours or more per week) and not in an education or training category. This includes people with multiple part-time or casual jobs that total 35 hours or more.
Part-time employment	Working part-time or casual (fewer than 35 hours per week) and not in an education or training category.

Not in education, employment or training (NEET)

Seeking work	Looking for work and not in an education or training category.
NILFET	Not in education or training, not working and not seeking work.

*Some respondents may also be in employment or seeking work.



More information

For more information about terms and categorisations used in this report, view the research method section of the *Next Step* website www.qld.gov.au/nextstep