

# Next Step Year 12 Completers

## ***Next Step***

### **2025 Year 12 completers survey**

Post-school destinations of Year 12 completers from 2024

## **Mount St Bernard College (Herberton)**

# Introduction

This detailed Next Step report belongs to your school and can be used for school planning. It provides information about Year 12 completers' transitions into further education, training and employment approximately six months after completing school.

The results are from the Department of Education's Next Step – Year 12 Completers survey, which attempts to contact all Year 12 completers from state, Catholic or independent schools in Queensland.

Post-school destinations are influenced by the transitioning environment, which can limit the options available to young people. Low response rates may not give an accurate summary of the cohort's destinations.

This report has not been publicly released. It is recommended that schools **do not** publicly release their detailed Next Step report as it may contain sensitive information. A one-page summary report has also been provided, which is suitable for public release.



### Find out more

Visit the *Next Step* website [www.qld.gov.au/nextstep](http://www.qld.gov.au/nextstep) for more information on the survey, view the statewide report or create a custom report using report builder, which will be updated in October 2025.

## Survey response rate



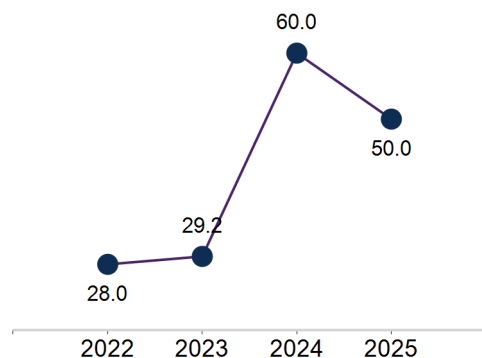
**50.0%** (13 out of 26 Year 12 completers)



Increased by 22.0 percentage points since 2022.

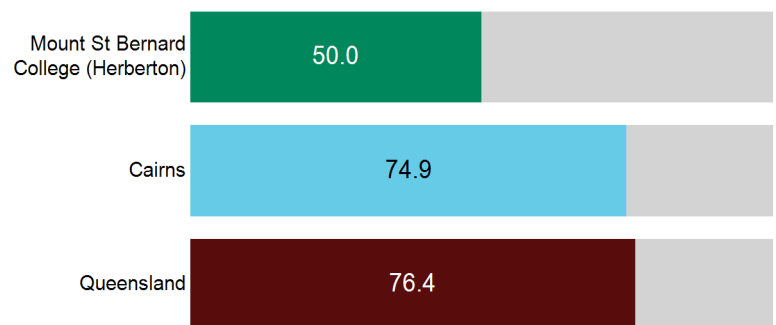
*Due to the low response rate, care should be taken interpreting these results.*

### Response rate over time



Only years with Year 12 completers shown.

### School's response rate compared with SA4 region and state

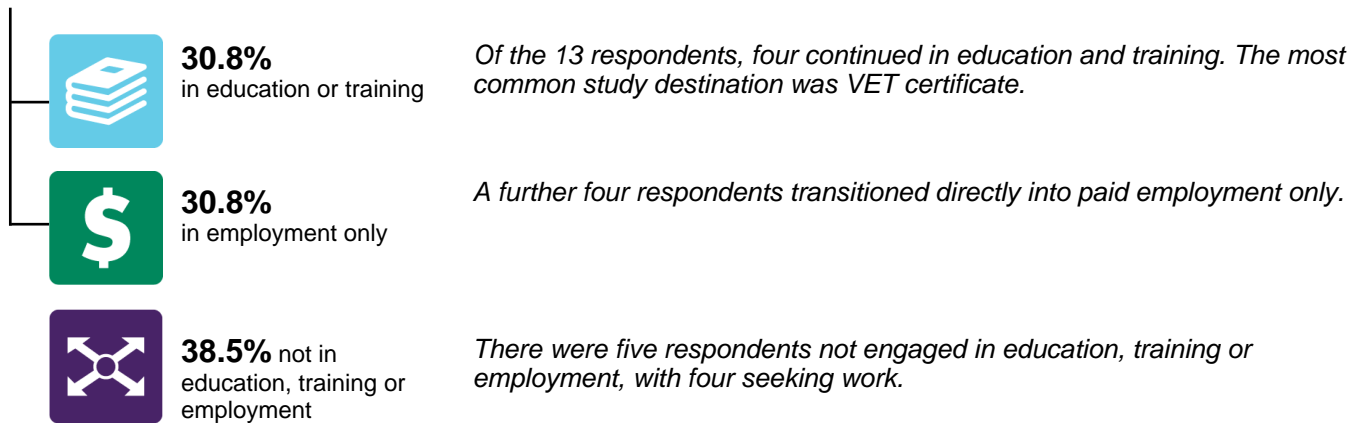


# Post-school engagement

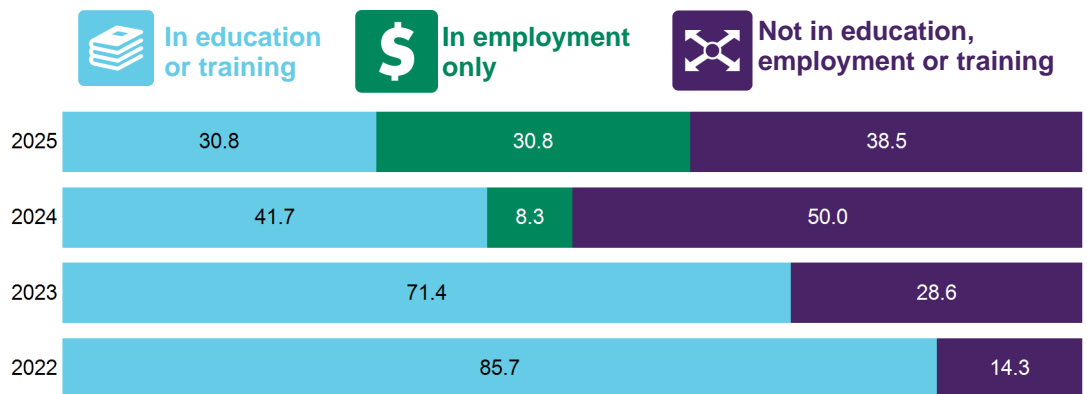
Year 12 completers from Mount St Bernard College (Herberton) have been categorised by their engagement in education and training, or employment. Survey respondents who are both working and studying are included in education and training. Apprentices and trainees are required to undertake a study component to their qualification so are also considered to be in education and training.

## Engagement in education, training or employment

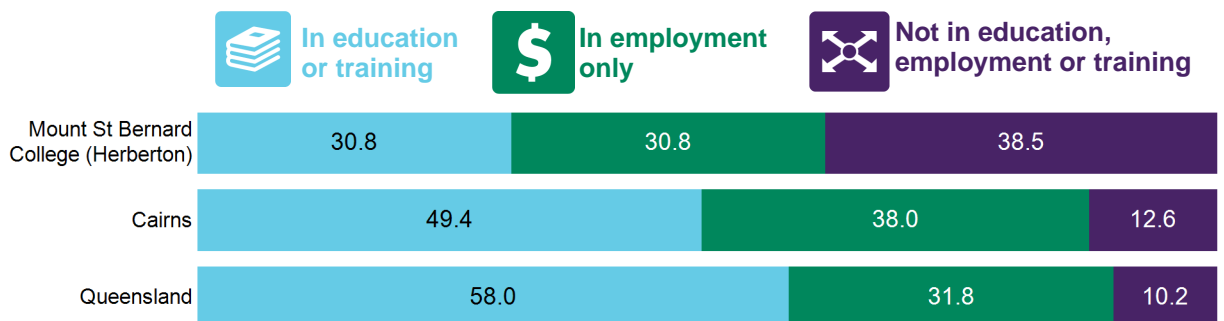
**61.5%** engaged in education, training or employment



## Engagement over time



## How does your school compare?



# Main destination

This section examines the post-school destinations of survey respondents from Mount St Bernard College (Herberton) in 2025.

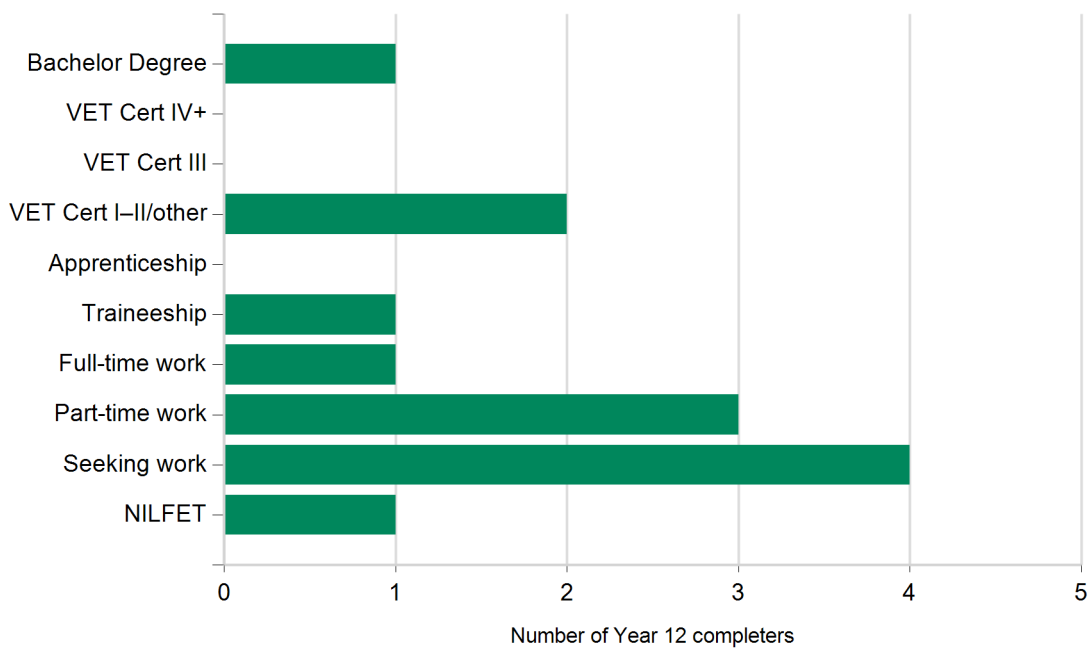
All Year 12 completers were assigned to a main destination. This categorisation system prioritises education-related destinations over other destinations. For example, Year 12 completers who were both studying and working are reported as studying for their main destination (see Appendix 2).

No respondents deferred a tertiary offer.

## Main destination

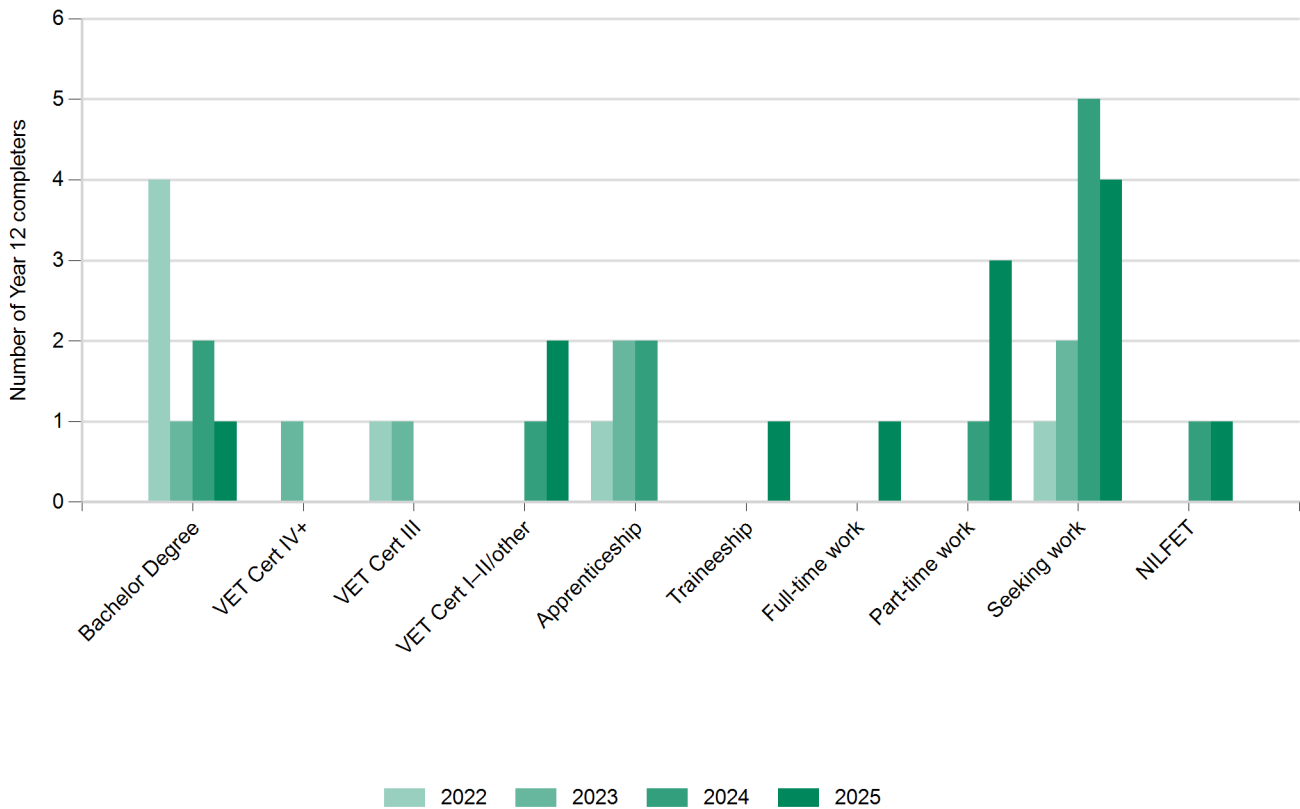
Main destination	Total
	number
Bachelor Degree	1
VET Certificate IV+	0
VET Certificate III	0
VET Certificate I-II/other	2
Apprenticeship	0
Traineeship	1
Full-time employment	1
Part-time employment	3
Seeking work	4
NILFET*	1
<b>Total</b>	<b>13</b>

\*NILFET: Not in the labour force, education or training.



### Main destinations over time

Main destination	2021		2022		2023		2024		2025	
	no.	%	no.	%	no.	%	no.	%	no.	%
Bachelor Degree	NA	NA	4	57.1	1	14.3	2	16.7	1	7.7
VET Certificate IV+	NA	NA	0	0.0	1	14.3	0	0.0	0	0.0
VET Certificate III	NA	NA	1	14.3	1	14.3	0	0.0	0	0.0
VET Certificate I-II/other	NA	NA	0	0.0	0	0.0	1	8.3	2	15.4
Apprenticeship	NA	NA	1	14.3	2	28.6	2	16.7	0	0.0
Traineeship	NA	NA	0	0.0	0	0.0	0	0.0	1	7.7
Full-time employment	NA	NA	0	0.0	0	0.0	0	0.0	1	7.7
Part-time employment	NA	NA	0	0.0	0	0.0	1	8.3	3	23.1
Seeking work	NA	NA	1	14.3	2	28.6	5	41.7	4	30.8
NILFET	NA	NA	0	0.0	0	0.0	1	8.3	1	7.7
<b>Total</b>	<b>0</b>	<b>100.0</b>	<b>7</b>	<b>100.0</b>	<b>7</b>	<b>100.0</b>	<b>12</b>	<b>100.0</b>	<b>13</b>	<b>100.0</b>



## Main destinations of subgroups

### Main destination for students who completed a VET qualification in school (VETiS)

There were 9 respondents who completed a VETiS.

Main destination	VETiS	non-VETiS	Total
	number	number	number
Bachelor Degree	0	1	1
VET Certificate IV+	0	0	0
VET Certificate III	0	0	0
VET Certificate I-II/other	1	1	2
Apprenticeship	0	0	0
Traineeship	1	0	1
Full-time employment	1	0	1
Part-time employment	2	1	3
Seeking work	3	1	4
NILFET	1	0	1
<i>Total</i>	9	4	13

### Main destination for students who participated in a school-based apprenticeship or traineeship (SAT)

There were no respondents who participated in a SAT.

**Main destination for students who received an Australian Tertiary Admission Rank (ATAR) or International Baccalaureate Diploma (IBD)**

There were 3 respondents who received an ATAR or IBD.

Main destination	ATAR or IBD	Not ATAR or IBD	Total
	number	number	number
Bachelor Degree	1	0	1
VET Certificate IV+	0	0	0
VET Certificate III	0	0	0
VET Certificate I-II/other	1	1	2
Apprenticeship	0	0	0
Traineeship	0	1	1
Full-time employment	1	0	1
Part-time employment	0	3	3
Seeking work	0	4	4
NILFET	0	1	1
<b>Total</b>	<b>3</b>	<b>10</b>	<b>13</b>

**Main destination for Aboriginal and Torres Strait Islander students**

There were 9 respondents who identified as Aboriginal and Torres Strait Islander peoples.

Main destination	Aboriginal and Torres Strait Islander	Neither Aboriginal nor Torres Strait Islander	Total
	number	number	number
Bachelor Degree	0	1	1
VET Certificate IV+	0	0	0
VET Certificate III	0	0	0
VET Certificate I-II/other	1	1	2
Apprenticeship	0	0	0
Traineeship	1	0	1
Full-time employment	0	1	1
Part-time employment	2	1	3
Seeking work	4	0	4
NILFET	1	0	1
<b>Total</b>	<b>9</b>	<b>4</b>	<b>13</b>

## Education and training

This section examines the education and training destinations and includes Bachelor Degree, VET Certificate IV+, VET Certificate III, VET Certificate I-II/other, Apprenticeship and Traineeship main destinations.



**30.8%**

4 out of 13 Year 12 completers from Mount St Bernard College (Herberton) continued in education or training in 2025.



**7.7%**

1 Year 12 completer from Mount St Bernard College (Herberton) was enrolled in a double degree, combining two bachelor degrees into a single course of study.

### What are they studying?

#### Study field (broad)

Study field*	Total
	number
Society And Culture	2
Creative Arts	1
Education	1
Health	1
<b>Total (students)</b>	<b>** 4</b>

Field of study categories based on the *Australian Standard Classification of Education*.

\*Both fields of study have been included for 1 student enrolled in a double degree in more than one broad field.

\*\*Total number of students is less than combined total of all study fields.

#### Study field (narrow)

Study field*	Total
	number
Human Welfare Studies and Services	1
Other Education	1
Other Health	1
Studies in Human Society	1
Visual Arts and Crafts	1
<b>Total (students)</b>	<b>** 4</b>

Field of study categories based on the *Australian Standard Classification of Education*.

\*Both fields of study have been included for 1 student enrolled in a double degree in more than one narrow field.


\*\*Total number of students is less than combined total of all study fields.

## Where are they studying?

### Study institution

Institution name	Total number
Other institution	2
TAFE Queensland Far North Queensland	1
The University of Queensland	1
<i>Total</i>	4

## How are they studying?



## Employment (total)

This section examines the labour market outcomes for Year 12 completers from Mount St Bernard College (Herberton).



**46.2%**

6 out of 13 Year 12 completers were in paid employment in 2025. This figure includes 4 who were only working and 2 who were both working and studying.

### What jobs are they doing?

#### Occupation

Occupational unit group	Total
	number
Child Carers	2
Crop Farm Workers	1
Animal Attendants and Trainers	1
Photographers	1
Sales Assistants (General)	1
<i>Total</i>	6

Occupation category based on the *Australian and New Zealand Standard Classification of Occupations*.

### What industry are they working in?

#### Industry

Industry	Total
	number
Arts & Recreation Services	2
Agriculture, Forestry & Fishing	1
Health Care & Social Assistance	1
Professional, Scientific & Technical Services	1
Retail Trade	1
<i>Total</i>	6

Industry categories are based on the *Australian and New Zealand Standard Industrial Classification (ANZSIC)*.

### How are they working?

**16.7%**  
working  
full-time



**33.3%**  
combining work  
with further study



**66.7%**  
employed on a  
casual basis



# Not in Education, Employment, or Training (NEET)

This section examines the reasons why Year 12 completers from Mount St Bernard College (Herberton) were not engaged in education, employment or training.



**38.5%**

5 out of 13 Year 12 completers were not engaged in education, employment or training at the time of the survey.

## Why are they not studying?

### Main reason for not studying

Main reason	Total
	number
Waiting for course/training to begin	2
Wanted a break from study	1
Don't feel ready for study at the moment	1
Sports commitments	1
<i>Total</i>	<b>5</b>

## Have they had work since school?



**20.0%**

1 out of 5 Year 12 completers was not working or studying at the time of the survey, but had paid employment at some time since finishing school.

### Main reason for stopping previous job

Main reason	Total
	number
Moved to another location	1
<i>Total</i>	<b>1</b>

## Are they seeking work?



**80.0%**

4 out of 5 Year 12 completers were not working or studying at the time of the survey, but were seeking work.

### Main reason unsuccessful getting a job

Main reason	Total
	number
Family commitments	1
Not enough jobs available	1
Not enough or appropriate skills or training	1
Only just started looking for job	1
<i>Total</i>	<b>4</b>

## Why are they not seeking work?



**20.0%**

1 out of 5 Year 12 completers was not working or studying at the time of the survey and was not seeking work, also known as NILFET.

### Main reason not looking for a job

Main reason	Total
	number
Don't want to work	1
<i>Total</i>	<b>1</b>

## Where to from here?

**40.0%**  
taking a  
gap year



**0.0%**  
deferred a place  
at university



**40.0%**  
waiting for work or  
study to commence



# Appendices

## Appendix 1 – Acronyms and initialisms

ATAR	Australian Tertiary Admission Rank
DW	Data withheld
IBD	International Baccalaureate Diploma
NA	Not applicable
NILFET	Not in the labour force, education or training
SAT	School-based apprenticeships and traineeships
TAFE	Technical and further education
VET	Vocational Education and Training

## Appendix 2 – Explanatory notes

### Main destination

A structured hierarchy of study and labour force destinations for Year 12 completers, who were assigned to categories as follows:

- students were assigned to the relevant higher education or VET category, even if they were also employed
- apprentices and trainees were assigned to their respective category and classified as education and training since their training involves study
- those assigned to a labour force category (employed or seeking work) were not also undertaking study
- those who were not studying and not in the labour force (not employed and not seeking work) were categorised as NILFET.

### Main destination categories

#### Education and training – higher education

Bachelor Degree*	Studying at Bachelor Degree level (including Honours), or higher.
------------------	---

#### Education and training – VET categories

VET Certificate IV+*	Studying at Certificate IV, Diploma, Advanced Diploma or Associate Degree level (excluding apprentices and trainees).
VET Certificate III*	Studying at Certificate III level (excluding apprentices and trainees).
VET Certificate I–II/other*	Studying at Certificate I or II level (excluding apprentices and trainees). This category also includes students in an unspecified VET course, other basic course (e.g. short course) and unknown course level.
Apprenticeship*	Employment-based apprenticeship.
Traineeship*	Employment-based traineeship.

#### Employment only

Full-time employment	Working full-time (35 hours or more per week) and not in an education or training category. This includes people with multiple part-time or casual jobs that total 35 hours or more.
Part-time employment	Working part-time or casual (fewer than 35 hours per week) and not in an education or training category.

#### Not in education, employment or training (NEET)

Seeking work	Looking for work and not in an education or training category.
NILFET	Not in education or training, not working and not seeking work.

\*Some respondents may also be in employment or seeking work.



### More information

For more information about terms and categorisations used in this report, view the research method section of the *Next Step* website [www.qld.gov.au/nextstep](http://www.qld.gov.au/nextstep)